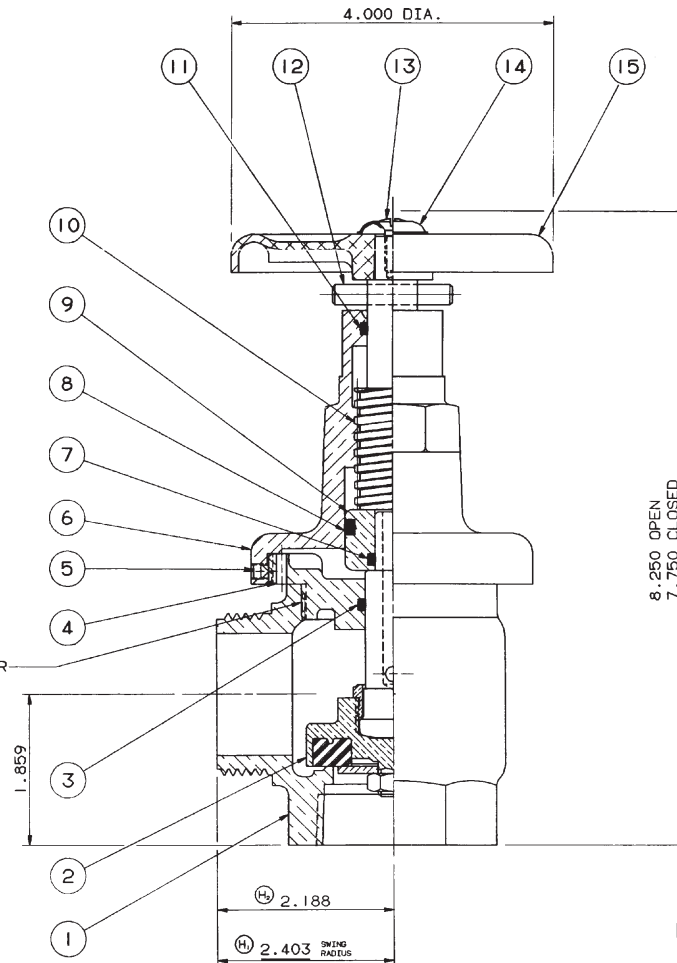


BONNET SUB-ASS'Y TYPE			W	X	Y	YZ	Z	ZA	ZB	ZZ	ZZA
9	52192001-A	PISTON (TYPE "ZZA")									●
8	57431000	RING-O (NAS-568-116) TEFLON COATED 0.737-I.D. X .0.139-W.									●
6	17518001-B	BONNET (TOP) VALVE "ZZA"									●
9	52186001-A	PISTON (TYPE "ZZ")									●
8	57411000	RING-O (NAS-568-213) TEFLON COATED 0.921-I.D. X .0.139-W.									●
6	17517001-B	BONNET (TOP) VALVE "ZZ"									●
9	52191001-A	PISTON (TYPE "ZB")								●	
8	57432000	RING-O (NAS-568-216) TEFLON COATED 1.109-I.D. X .0.139-W.									●
6	17516001-B	BONNET (TOP) VALVE "ZB"									●
9	52190001-A	PISTON (TYPE "ZA")								●	
8	57433000	RING-O (NAS-568-218) TEFLON COATED 1.234-I.D. X .0.139-W.									●
6	17515001-B	BONNET (TOP) VALVE "ZA"									●
9	52181001-A	PISTON (TYPE "Z")								●	
8	57410000	RING-O (NAS-568-221) TEFLON COATED 1.421-I.D. X .0.139-W.									●
6	17514001-B	BONNET (TOP) VALVE "Z"									●
9	52185001-A	PISTON (TYPE "YZ")								●	
8	57412000	RING-O (NAS-568-224) TEFLON COATED 1.734-I.D. X .0.139-W.									●
6	17513001-B	BONNET (TOP) VALVE "YZ"									●
9	52180001-A	PISTON (TYPE "Y")								●	
8	57409000	RING-O (NAS-568-226) TEFLON COATED 1.984-I.D. X .0.139-W.									●
6	17512001-B	BONNET (TOP) VALVE "Y"									●
9	51348001-A	PISTON (TYPE "X")								●	
8	57408000	RING-O (NAS-568-229) TEFLON COATED 2.359-I.D. X .0.139-W.									●
6	17511001-B	BONNET (TOP) VALVE "X"									●
9	51349001-A	PISTON (TYPE "W")								●	
8	57407000	RING-O (NAS-568-232) TEFLON COATED 2.734-I.D. X .0.139-W.									●
6	17510001-B	BONNET (TOP) VALVE "W"									●
5	63685000-A	SCREW-SET CONE PNT. S/S #10 - 32 X 0.250-LG. SOC. HD.									●
13	61211000-A	SCREW - SELTAP (STALS. STL.) #10-24 X 0.625-LG. S.I. HD PHILLIPS									●
14	71080000-A	WASHER - HANDLE									●
12	51240000-A	PIN - ROLL (#400 SERIES S/S) 0.250-O.D. X 1.500-LG.									●
11	57395000	RING-O (NAS-568-114) 0.612-I.D. X .0.103-W.									●
10	63960001-A	STEM (TOP) VALVE									●
7	57343000	RING-O (NAS-568-111) 0.424-I.D. X .0.103-W.									●
NO.	PART NO.	PART NAME	REQ.								



USE "KEY TITE" WATER
PROOF PIPE JOINT
COMPOUND OR EQUAL

15	71222001-A	HAND - WHEEL	I
----	------------	--------------	---

VALVE BODY
SUB-ASS'Y #80402-A

REV.	DATE	BY	CHKD BY	DESCRIPTION
H	2/188 WAS 2.125			
J	2.403 WAS 2.500			
G	#16984001 REPL. #16265001	RDM		
F	#63685000 REPL. #61269000	RDM		
REV.	WAS	BY	E.C.N.	

NO.	PART NO.	PART NAME	REQ.
4	16453001-A	BONNET (BOTTOM) VALVE	I
3	57417000	RING-O (NAS-568-115) TEFLON COATED 0.674-I.D. X 0.103-W.	I
2	80590001-A	VALVE STEM SUB-ASS'Y.	I
1	16984001-B	BODY-VALVE 1.3 NPT F X 1.3 HOSE M	I

ELKHART BRASS MFG. CO., INC.
ELKHART, INDIANA

1.5 PRESSURE-MATIC VALVE (300#)
1.5-N.P.T. FEM. X 1.5-HOSE THD. MA.

DRN BY: LG BROT
CHKD BY: [Signature]
SCALE: FULL
DATE: 5-31-85
DWG. SIZE: C

STANDARD TOLERANCE: 3 PLATE DEC. ± .010
4 PLATE DEC. ± .005
ANGLES ± 1° 30' 0"

CADAM™ REMOVE ALL BURRS AND SHARP CORNERS UNLESS OTHERWISE SPECIFIED DO NOT SCALE PRINT

UR-20 & UR-25 (1.5")

April, 1996

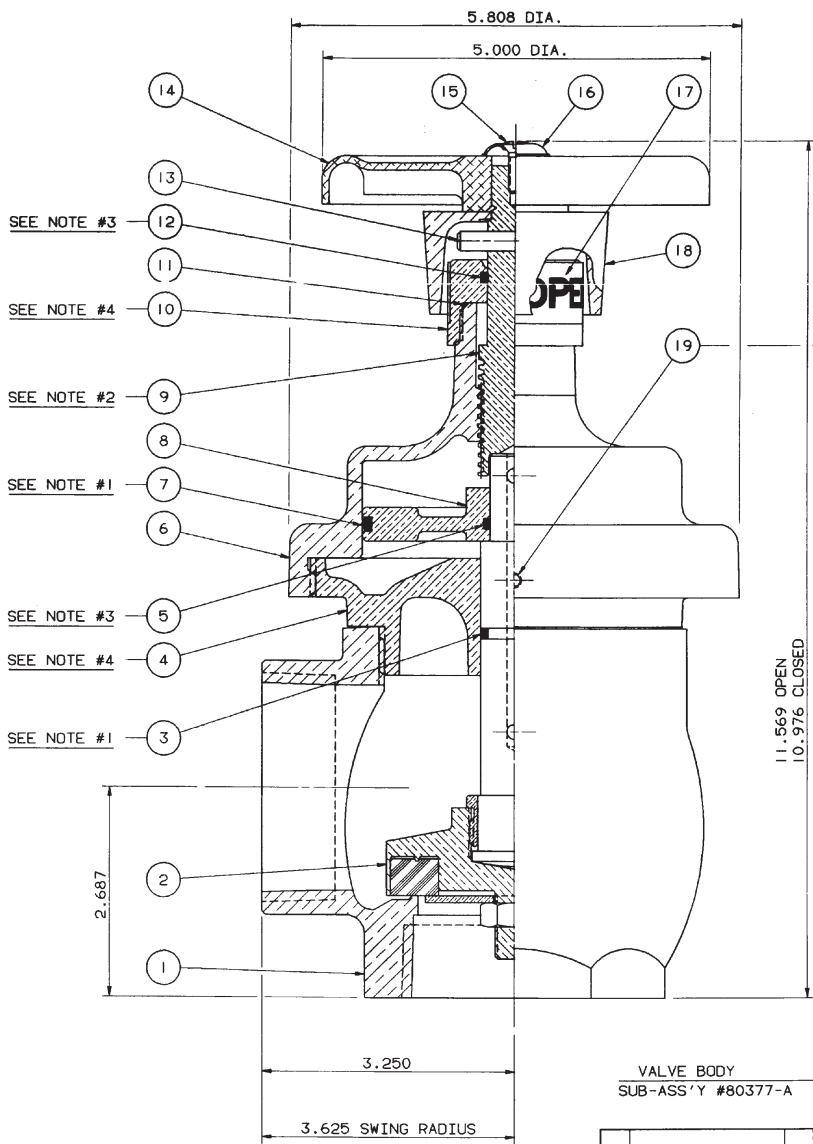
PART NO.	QUANTITY PER UNIT	DESCRIPTION
16264	1	Body, 1.5" Double Female (UR-20), O/S (Pre '91)
16983	1	Body, 1.5" Double Female (UR-20), N/S
16265	1	Body, 1.5" Female x Male (UR-25), O/S (Pre '91)
16984	1	Body, 1.5" Female x Male (UR-25), N/S
80590	1	Stem Sub-Assembly
57417	1	"O" Ring
16453	1	Bonnet (Bottom)
71222	1	Handwheel
44249	1	Indicator Label (UR-20 only), O/S (Pre '88)
44258	1	Indicator Label (UR-20 only), N/S
63897	1	Indicator Sleeve (UR-20 only)
80392	1	Bonnet Sub-Assembly (Type "W"), O/S (Pre '88)
80912	1	Bonnet Sub-Assembly (Type "W"), N/S
80393	1	Bonnet Sub-Assembly (Type "X"), O/S (Pre '88)
80913	1	Bonnet Sub-Assembly (Type "X"), N/S
80394	1	Bonnet Sub-Assembly (Type "Y"), O/S (Pre '88)
80914	1	Bonnet Sub-Assembly (Type "Y"), N/S
80395	1	Bonnet Sub-Assembly (Type "Z"), O/S (Pre '88)
80915	1	Bonnet Sub-Assembly (Type "Z"), N/S
80434	1	Bonnet Sub-Assembly (Type "YZ"), O/S (Pre '88)
80916	1	Bonnet Sub-Assembly (Type "YZ"), N/S
80587	1	Bonnet Sub-Assembly (Type "ZA"), O/S (Pre '88)
80917	1	Bonnet Sub-Assembly (Type "ZA"), N/S
80588	1	Bonnet Sub-Assembly (Type "ZB"), O/S (Pre '88)
80918	1	Bonnet Sub-Assembly (Type "ZB"), N/S
80433	1	Bonnet Sub-Assembly (Type "ZZ"), O/S (Pre '88)
80919	1	Bonnet Sub-Assembly (Type "ZZ"), N/S
80589	1	Bonnet Sub-Assembly (Type "ZZA"), O/S (Pre '88)
80920	1	Bonnet Sub-Assembly (Type "ZZA"), N/S

80590 Stem Sub-Assembly

63953	1	Valve Stem (Bottom)
44153	1	Lock Nut
36430	1	Disc Holder
33063	1	Rubber Disc (Seat)
71002	1	Washer
63685	1	Set Screw
47542	1	Jam Nut

Drawing on back 

		BONNET SUB-ASS'Y TYPE						
		A	B	C	D	E	F	
8	52184001-A							
7	57406000							
6	17533001-C							
8	52188001-A							
7	57412000							
6	17532001-C							
8	52182001-A							
7	57405000							
6	17531001-C							
8	52187001-A							
7	57418000							
6	17530001-C							
8	51347001-A							
7	57400000							
6	17529001-C							
8	52183001-A							
7	57404000							
6	17528001-C							
8	51346001-A							
7	57401000							
6	17527001-C							
8	51345001-A							
7	57402000							
6	17526001-C							
8	51344001-A							
7	57403000							
6	17525001-C							
19	63685000-A							
16	71080000-A							
15	61211000-A							
13	51240000-A							
12	57299000							
11	57337000							
10	17524001-A							
9	63966001-A							
5	57395000							



#25 (.149) SPOT DRILL TO FULL DIAMETER ONLY BEFORE INSTALLING SET SCREW.

NOTE #1: LUBRICATE O-RING & PISTON BORE WITH A THIN FILM OF ORANGE #2 LUBRICANT.

NOTE #2: LUBRICATE THREAD LIGHTLY WITH FAMOUS LUBRICANTS ORANGE #25

NOTE #3: LUBRICATE WITH A THIN FILM OF DOW CORNING #7 GREASE.

NOTE #4: SECURE WITH LOC-TITE #262 ADHESIVE SEALANT (RED).

18	63896001-A	SLEEVE - INDICATOR	I
17	44265000-A	LABEL - INDICATOR	I
14	36320000-B	HAND - WHEEL	I

4	16444001-B	BONNET (BOTTOM) VALVE	I
3	57417000	RING-O (AS-568-115) TEFLON COATED	I
2	80376001-A	VALVE STEM SUB-ASS'Y.	I
1	16955001-C	BODY - VALVE	I

VALVE BODY
SUB-ASS'Y #80377-A

NO.	PART NO.	PART NAME	REQ.

ELKHART BRASS MFG. CO., INC.
ELKHART, INDIANA

2.5 PRESSURE-MATIC VALVE (400#)
2.5-N.P.T. FEM. THD. (UL LISTED)

DRN BY	BRUMBAUGH	SCALE	FULL	DATE	9/1/90
REV.		CAT. NO.			

UR-20-2.5 C

STANDARD TOLERANCES:
3 PLACE DEC. = ±.010
4 PLACE DEC. = ±.005
ANGLES = ± 0°30'0"

CADAM™ REMOVE ALL BURRS AND SHARP CORNERS UNLESS OTHERWISE SPECIFIED OR NOTED ON SCALE PRINT

UR-20 & UR-25 (2.5")

April, 1996

PART NO.	QUANTITY PER UNIT	DESCRIPTION
16955	1	Body, 2.5" Double Female (UR-20)
16956	1	Body, 2.5" Female x Male (UR-25)
80376	1	Stem Sub-Assembly
57417	1	"O" Ring
16444	1	Bonnet (Bottom)
36320	1	Handwheel
44265	1	Indicator Label (UR-20 only)
63896	1	Indicator Sleeve (UR-20 only)
80830	1	Bonnet Sub-Assembly (Type "A")
80831	1	Bonnet Sub-Assembly (Type "B")
80832	1	Bonnet Sub-Assembly (Type "C")
80833	1	Bonnet Sub-Assembly (Type "CD")
80834	1	Bonnet Sub-Assembly (Type "D")
80835	1	Bonnet Sub-Assembly (Type "DE")
80836	1	Bonnet Sub-Assembly (Type "E")
80837	1	Bonnet Sub-Assembly (Type "EF")
80838	1	Bonnet Sub-Assembly (Type "F")

80376 Stem Sub-Assembly

62662	1	Valve Stem (Bottom)
44151	1	Lock Nut
36431	1	Disc Holder
33065	1	Rubber Disc (Seat)
71050	1	Washer
63685	1	Set Screw
47540	1	Jam Nut

Drawing on back 

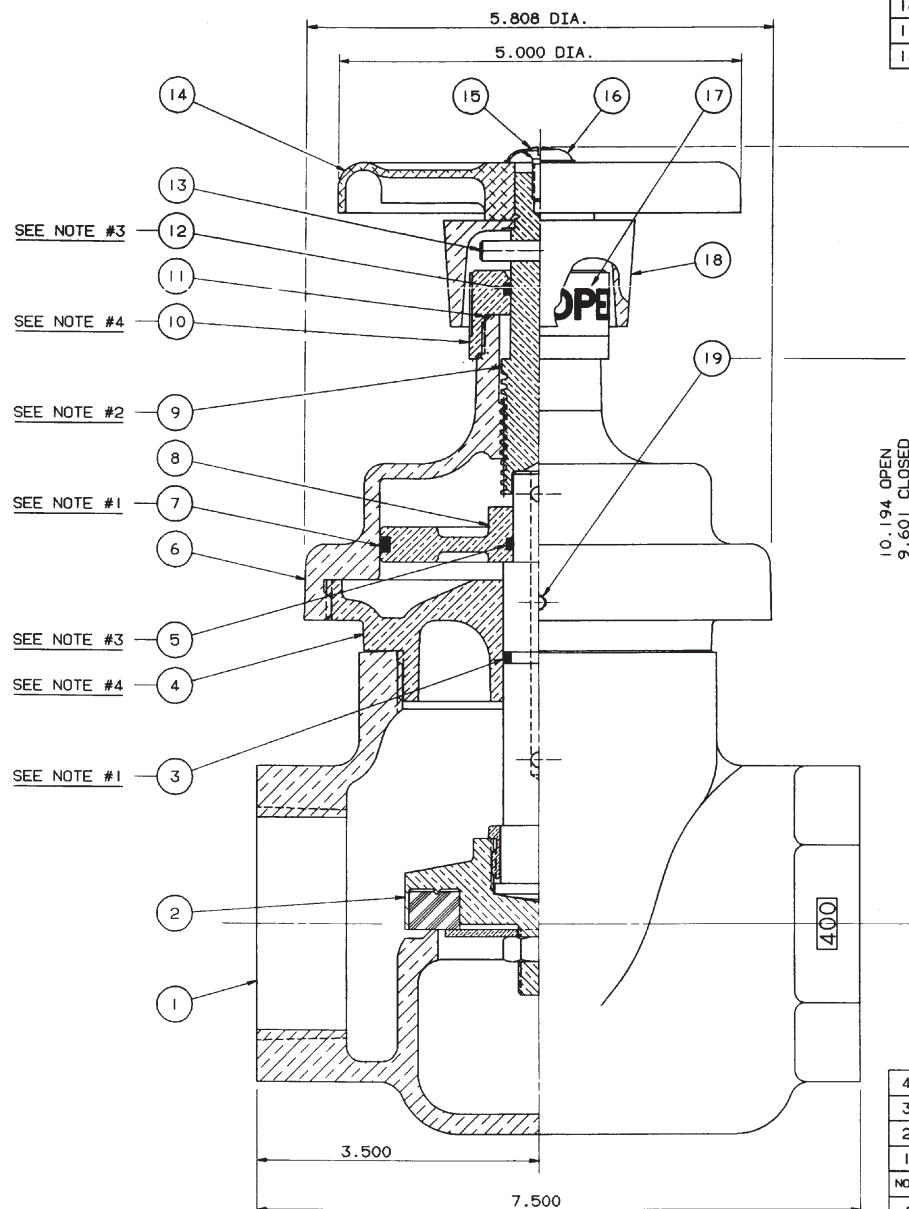
NOTE #1: LUBRICATE O-RING & PISTON BORE WITH A THIN FILM OF ORANGE #2 LUBRICANT.

NOTE #2: LUBRICATE THREAD LIGHTLY WITH FAMOUS LUBRICANTS ORANGE #25

NOTE #3: LUBRICATE WITH A THIN FILM OF DOW CORNING #7 GREASE.

NOTE #4: SECURE WITH LOC-TITE #262 ADHESIVE SEALANT (RED).

BONNET SUB-ASS'Y. TYPE		80830001-A	80831001-A	80832001-A	80833001-A	80834001-A	80835001-A	80836001-A	80837001-A	80838001-A	
8	52184001-A	A	B	C	D	E	F	G	H	I	
8	52184001-A										
7	57406000										
6	17533001-C										
8	52188001-A										
7	57412000										
6	17532001-C										
8	52182001-A										
7	57405000										
6	17531001-C										
8	52187001-A										
7	57418000										
6	17530001-C										
8	51347001-A										
7	57400000										
6	17529001-C										
8	52183001-A										
7	57404000										
6	17528001-C										
8	51346001-A										
7	57401000										
6	17527001-C										
8	51345001-A										
7	57402000										
6	17526001-C										
8	51344001-A										
7	57403000										
6	17525001-C										
19	63685000-A										
16	71080000-A										
15	61211000-A										
13	51240000-A										
12	57299000										
11	57337000										
10	17524001-A										
9	63966001-A										
5	57395000										
NO.	PART NO.	PART NAME									REQ.



18	63896001-A	SLEEVE - INDICATOR	I
17	44265000-A	LABEL - INDICATOR	I
14	36320000-B	HAND - WHEEL	I

4	16444001-B	BONNET (BOTTOM) VALVE	
3	57417000	RING-O (NAS-568-115) TEFLON COATED 0.674-I.D. X 0.103-W.	I
2	80376001-A	VALVE STEM SUB-ASS'Y.	I
1	16957001-D	BODY - VALVE	I
NO.	PART NO.	PART NAME	REQ.

ELKHART BRASS MFG. CO., INC.
ELKHART, INDIANA

2.5 PRESSURE-MATIC GLOBE VALVE (400#)
2.5-N.P.T.FEM.TH.D. (UL LISTED)

REV. C REMOVE WAVE SPRINGS REVISIONS REVISED AND REDRAWN TO TAB 9209 02
BY MAS E.C.N.

DESIGNED BY BRUMBAUGH
DATE 9/1/905

SCALE FULL

STANDARD TOLERANCE
3 PLACE DEC. = ± 0.010
4 PLACE DEC. = ± 0.005
ANGLES = ± 0°30' 0"

CADAM™ REMOVE ALL BURRS AND SHARP CORNERS UNLESS OTHERWISE SPECIFIED DO NOT SCALE PRINT

UR-20-S 2.5 C

MATERIAL:	
-----------	--

UR-20-S (2.5")

April, 1996

PART NO.	QUANTITY PER UNIT	DESCRIPTION
16957	1	Body, 2.5" Double Female
80376	1	Stem Sub-Assembly
57417	1	"O" Ring
16444	1	Bonnet (Bottom)
36320	1	Handwheel
44265	1	Indicator Label
63896	1	Indicator Sleeve
80830	1	Bonnet Sub-Assembly (Type "A")
80831	1	Bonnet Sub-Assembly (Type "B")
80832	1	Bonnet Sub-Assembly (Type "C")
80833	1	Bonnet Sub-Assembly (Type "CD")
80834	1	Bonnet Sub-Assembly (Type "D")
80835	1	Bonnet Sub-Assembly (Type "DE")
80836	1	Bonnet Sub-Assembly (Type "E")
80837	1	Bonnet Sub-Assembly (Type "EF")
80838	1	Bonnet Sub-Assembly (Type "F")

80376 Stem Sub-Assembly

62662	1	Valve Stem (Bottom)
44151	1	Lock Nut
36431	1	Disc Holder
33065	1	Rubber Disc (Seat)
71050	1	Washer
63685	1	Set Screw
47540	1	Jam Nut

Drawing on back 