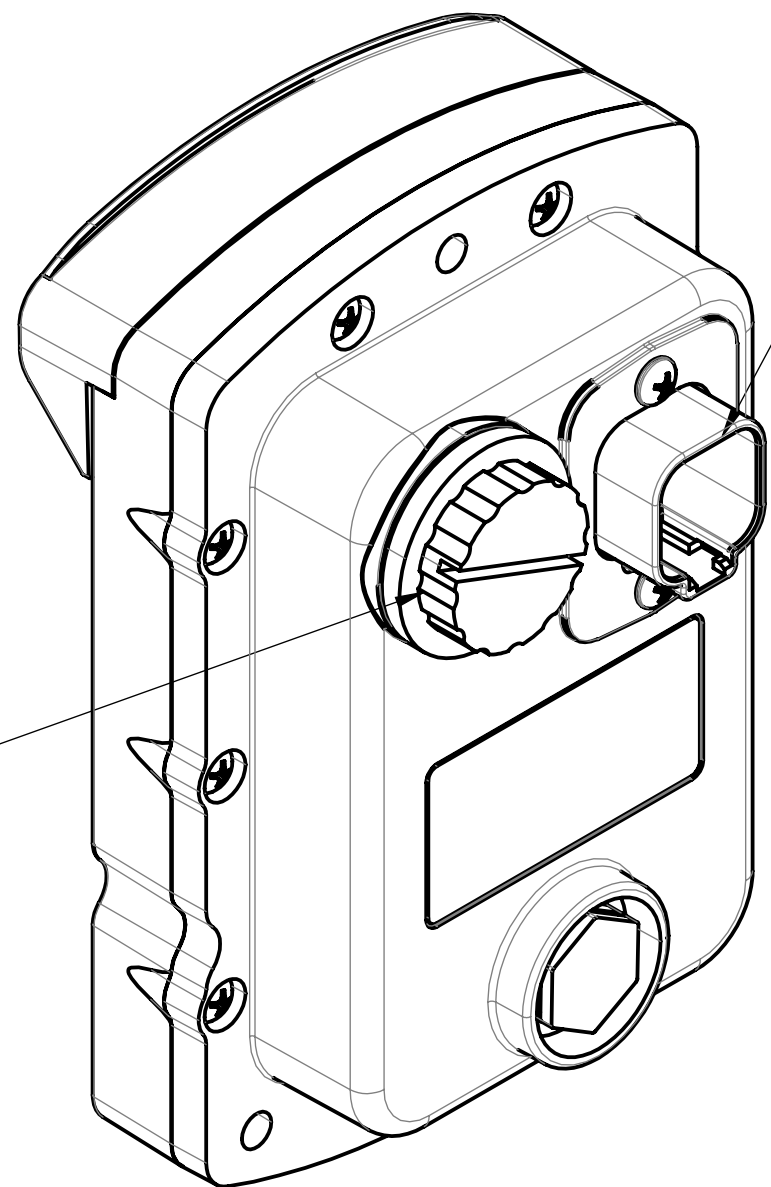
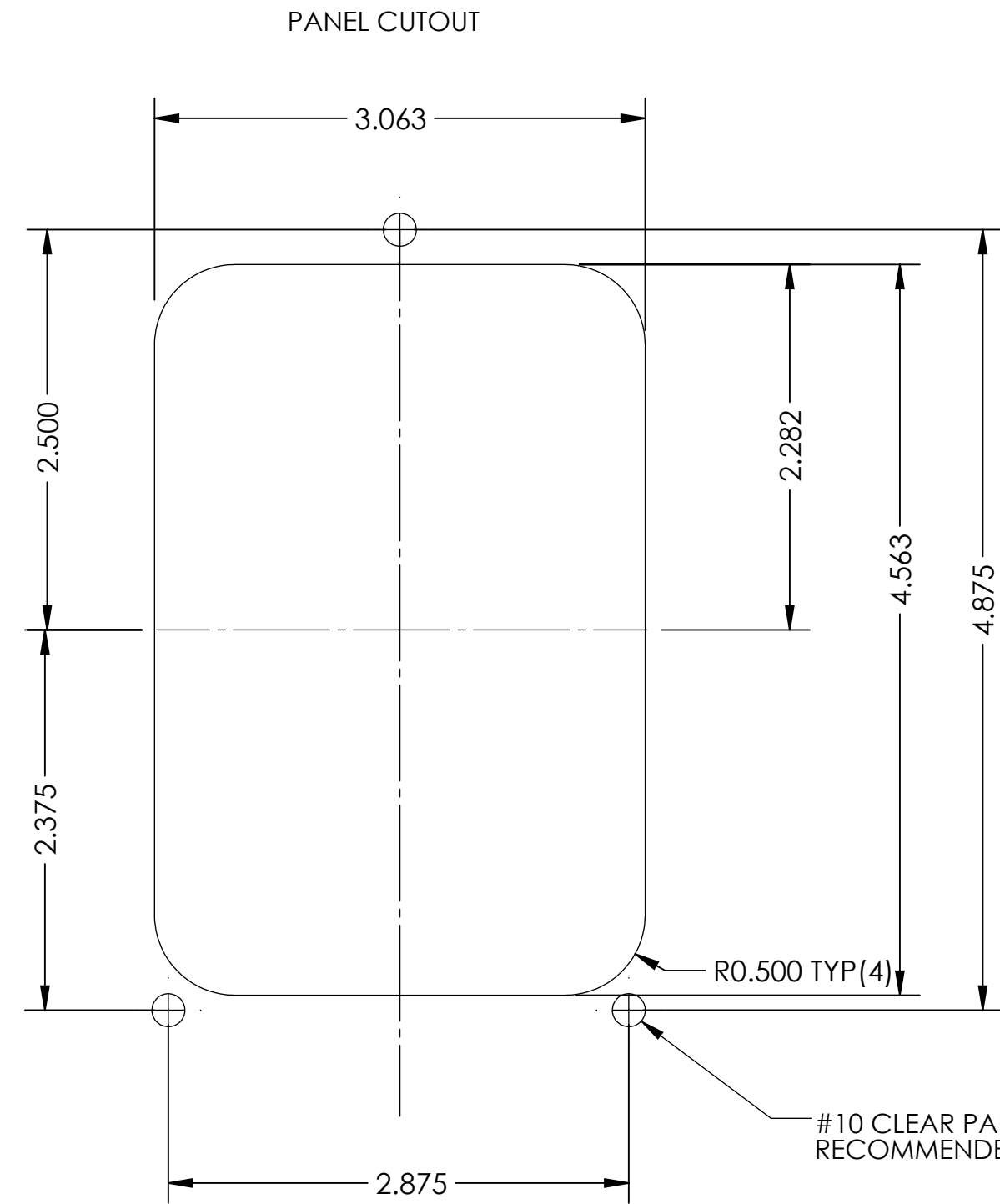
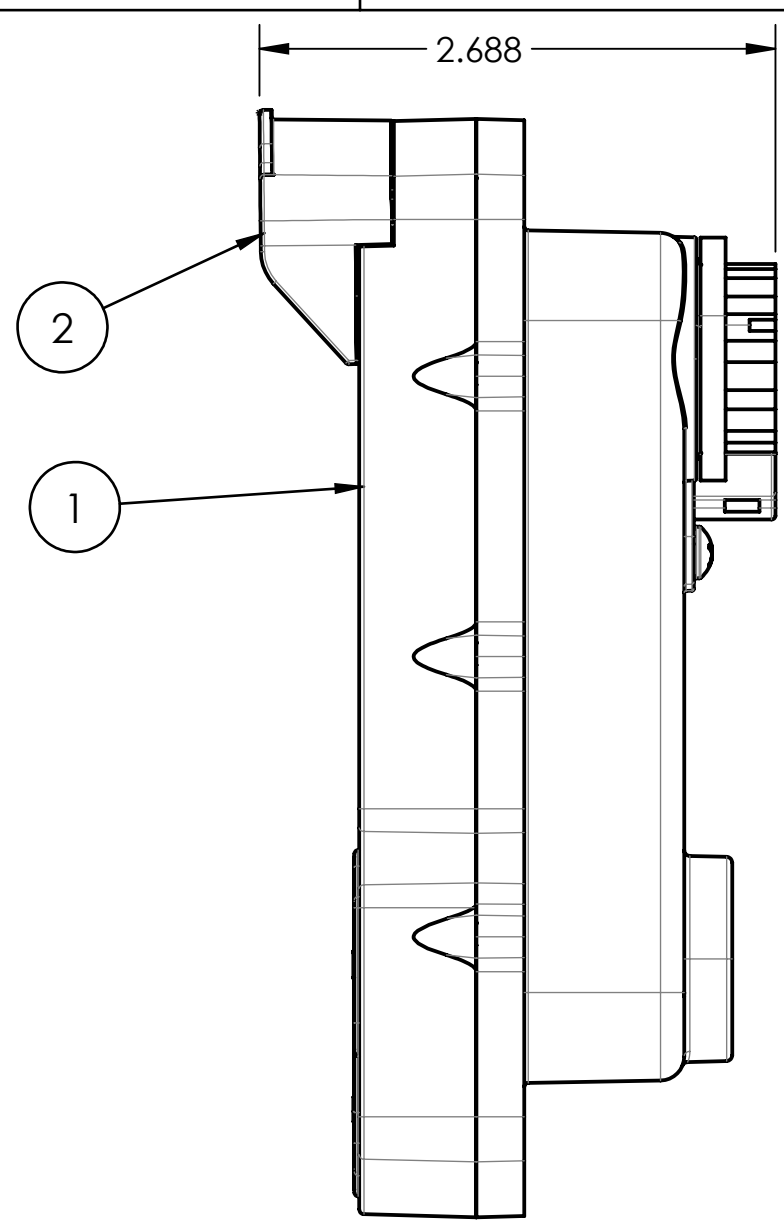
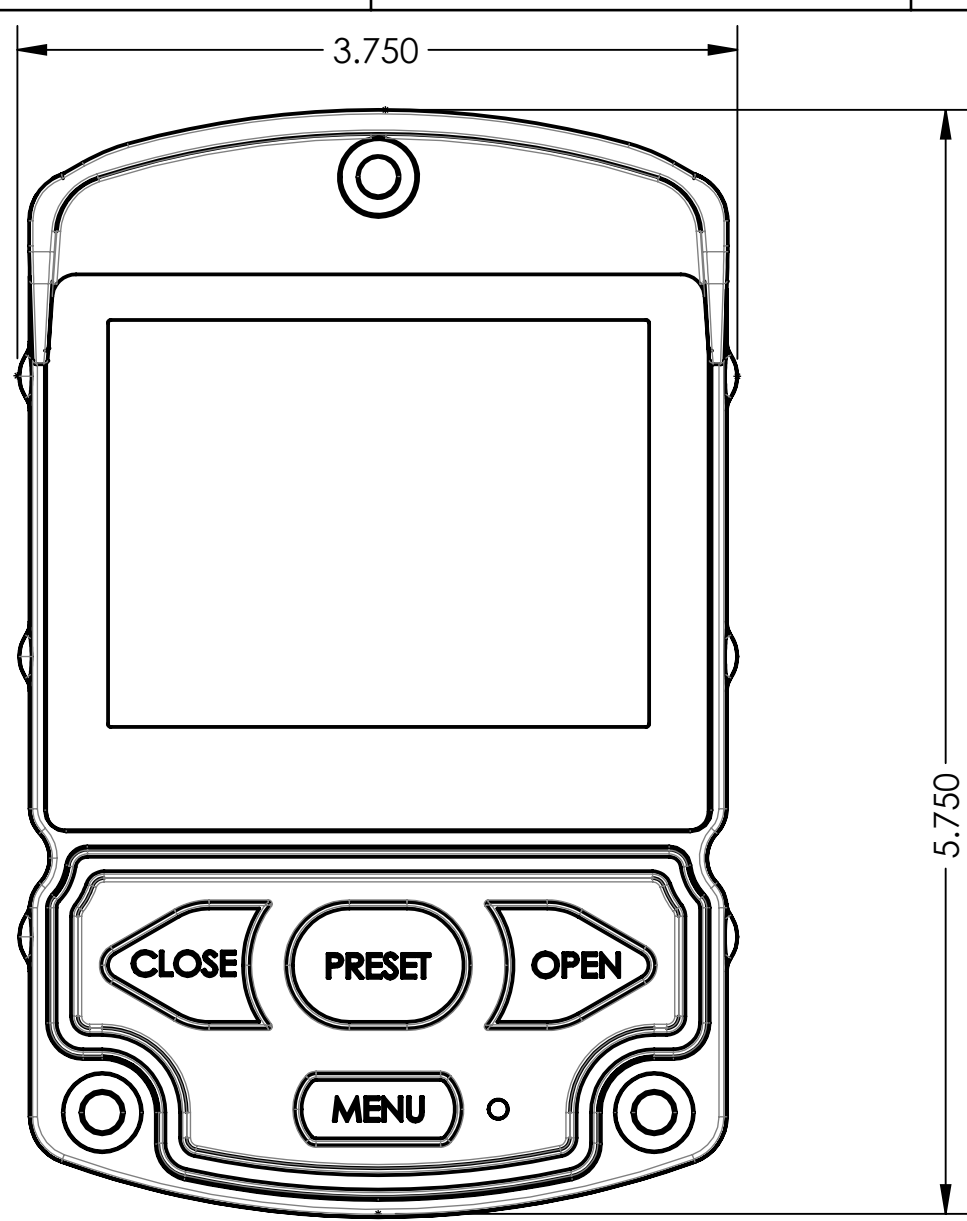


| REV. | ZONE | DESCRIPTION | BY | ECN NUMBER |
|------|------|-----------------------|-----|------------|
| REL | | RELEASE TO PRODUCTION | TMM | 180907 |



USB ACCESS PORT
IF OPENED, USB ACCESS PORT PLUG MUST BE TIGHTENED TO A TORQUE OF 10-10.5 IN-LBS. EXCEEDING THIS TORQUE VALUE CAN RESULT IN DAMAGE TO ITS WATER SEAL CAPABILITY. FLANGE MAY NOT FULLY BOTTOM OUT.

| 6 PIN CONNECTION | |
|------------------|--------------------|
| PIN | SIGNAL DESCRIPTION |
| 1 | POWER 12/24 VDC |
| 2 | GROUND SUPPLY |
| 3 | NC |
| 4 | DATALINK SHIELD |
| 5 | DATALINK CAN LOW |
| 6 | DATALINK CAN HIGH |

| INDEX 2 OPTIONS | COLOR |
|-----------------|--------|
| 16610011 | ORANGE |
| 16610021 | RED |
| 16610023 | PURPLE |
| 16610031 | YELLOW |
| 16610041 | WHITE |
| 16610051 | BLUE |
| 16610061 | BLACK |
| 16610063 | BROWN |
| 16610071 | GREEN |
| 16610081 | GREY |

| PART NUMBER | CONFIGURED |
|-------------|--------------------------------------|
| 08899185 | POSITION DISPLAY |
| 08899186 | POSITION DISPLAY AND PRESSURE |
| 08899187 | POSITION DISPLAY, PRESSURE, AND FLOW |

| ITEM NO. | PART NUMBER | DESCRIPTION | QTY. |
|-----------|-------------|-------------------------------|------|
| NOT SHOWN | 37542000 | HARNES-APEX POWER/DATALINK TR | 1 |
| 2 | 16610XXX | VISOR APEX | 1 |
| 1 | 81857000 | CONTROLLER-APEX | 1 |

| | | | |
|--|--|--|--|
| ELKHART BRASS MFG. CO., INC. <small>#1302 West Beardsley Ave. Elkhart, IN 46514, USA This print and all data contained here on is the sole and exclusive property of Elkhart Brass Mfg. Co., INC. and will not be disclosed to others without the consent of Elkhart Brass Mfg. Co., INC. This print must be returned to Elkhart Brass Mfg. Co., INC. if requested. Copyright © 2012 by Elkhart Brass Mfg. Co., INC.</small> | | DRAWN BY TMM CHECKED BY KAS DATE 09/14/2018 | ELKHART BRASS Fire Fighting Equipment |
| MATERIAL N/A | | WEIGHT(LBS) 0.9 | DESCRIPTION VALVE CONTROLLER - APEX |
| TOLERANCE UNLESS OTHERWISE SPECIFIED 1 PLACE DEC. ± .12" 2 PLACE DEC. REF ANGLES ± 1° | | UNLESS OTHERWISE SPECIFIED DIMENSIONS ARE IN INCHES DO NOT SCALE PRINT INTERPRET DIMENSIONS AND TOLERANCES PER ASME Y14.5M 1994 CAD MODEL: | ASSEMBLY SIZE C CATALOG NO. APEX REV. REL CAD SCALE 1:1 SHEET 1 OF 1 |

APEX (08899185, 08899186, 08899187) REV. REL